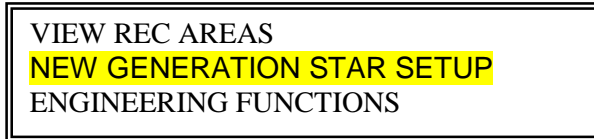


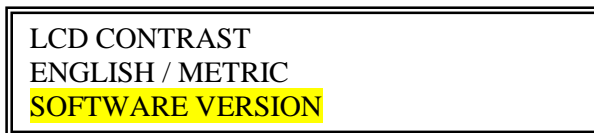
To check the Software Version on your NGS+ VCM, place the VCM in the Caddy and then into the T-Handle. Power up the VCM and then follow the instructions below:

1. Use the thumbwheel to scroll down to **NEW GENERATION STAR SETUP**
2. Press **Trigger**



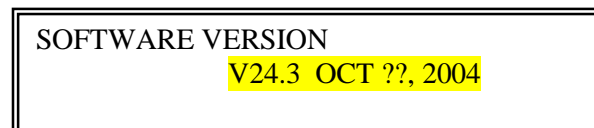
VIEW REC AREAS
NEW GENERATION STAR SETUP
ENGINEERING FUNCTIONS

3. Use the thumbwheel to scroll down to **SOFTWARE VERSION**
4. Press **Trigger**



LCD CONTRAST
ENGLISH / METRIC
SOFTWARE VERSION

5. Look for the Software Version and make sure it is **V24.3** or later



SOFTWARE VERSION
V24.3 OCT ??, 2004